

Signify Classified - Internal
Cooper Lighting Solutions Photometric Lab
1121 Highway 74 South
Peachtree City, GA 30269



Scaled data based on original data using
LM-79-08 Approved Method: Electrical and Photometric Measurements of Solid-
State Lighting Products

Test Report Prepared for
Cooper Lighting Solutions
(formerly Eaton)

Brand: INVUE

Report Number: P880331

Luminaire Tested: **EMM2-HSN-VA4-730-U-WQ**

Issue Date: 10/01/2024



Test Information

Test Method: LM-79-08
Report Number: P880331
Test Lab: INNOVATION CENTER(G3)
Issue Date: 10/01/2024
Manufacturer: COOPER LIGHTING SOLUTIONS (FORMERLY EATON)
Product Line: INVUE
Catalog Number: EMM2-HSN-VA4-730-U-WQ
Description: EPIC MODERN SHORT HOUSING 4W 70CRI 3000K VISUAL COMFORT FIXTURE w/
TYPE V WIDE DISTRIBUTION OPTIC
Light Source: (1) 3000K CCT, 70 CRI LEDS
Ballast/Driver: ELECTRONIC DRIVER

Summary

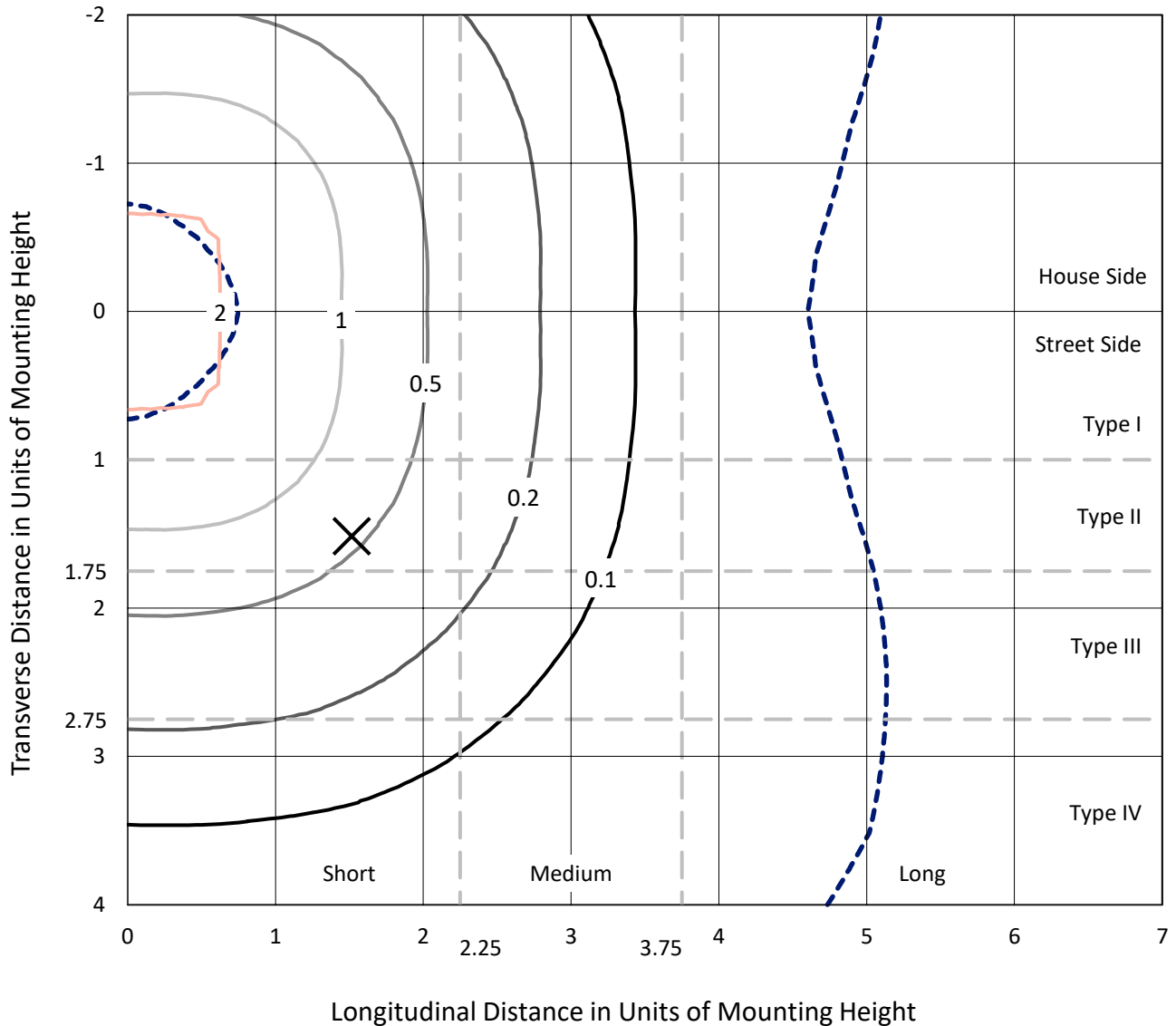
Lumens per Lamp: N/A
Luminaire Lumens: 6076.7 lumens
Efficiency: N/A
Efficacy: 103.0 lumens/watt
Luminous Opening: Circular (Dia: 1.12' x H: 0')
IES Classification: Type V - Short
BUG Rating: B3 - U0 - G2

Input Watts (W): 59
Input Voltage (V): 120
Input Current (Ain): NR
Voltage Rise (V): NR
Power Factor: 0.99
Total Harmonic Distortion (THDi): 9%
Frequency (hertz): 60
Stabilization Time: NR
Operation Time: NR
Ambient Temperature (°C): NR
Test Distance: 24 FT

REPORT NUMBER: P880331
 CATALOG NUMBER: EMM2-HSN-VA4-730-U-WQ

Iso-Footcandle Lines of Horizontal Illumination

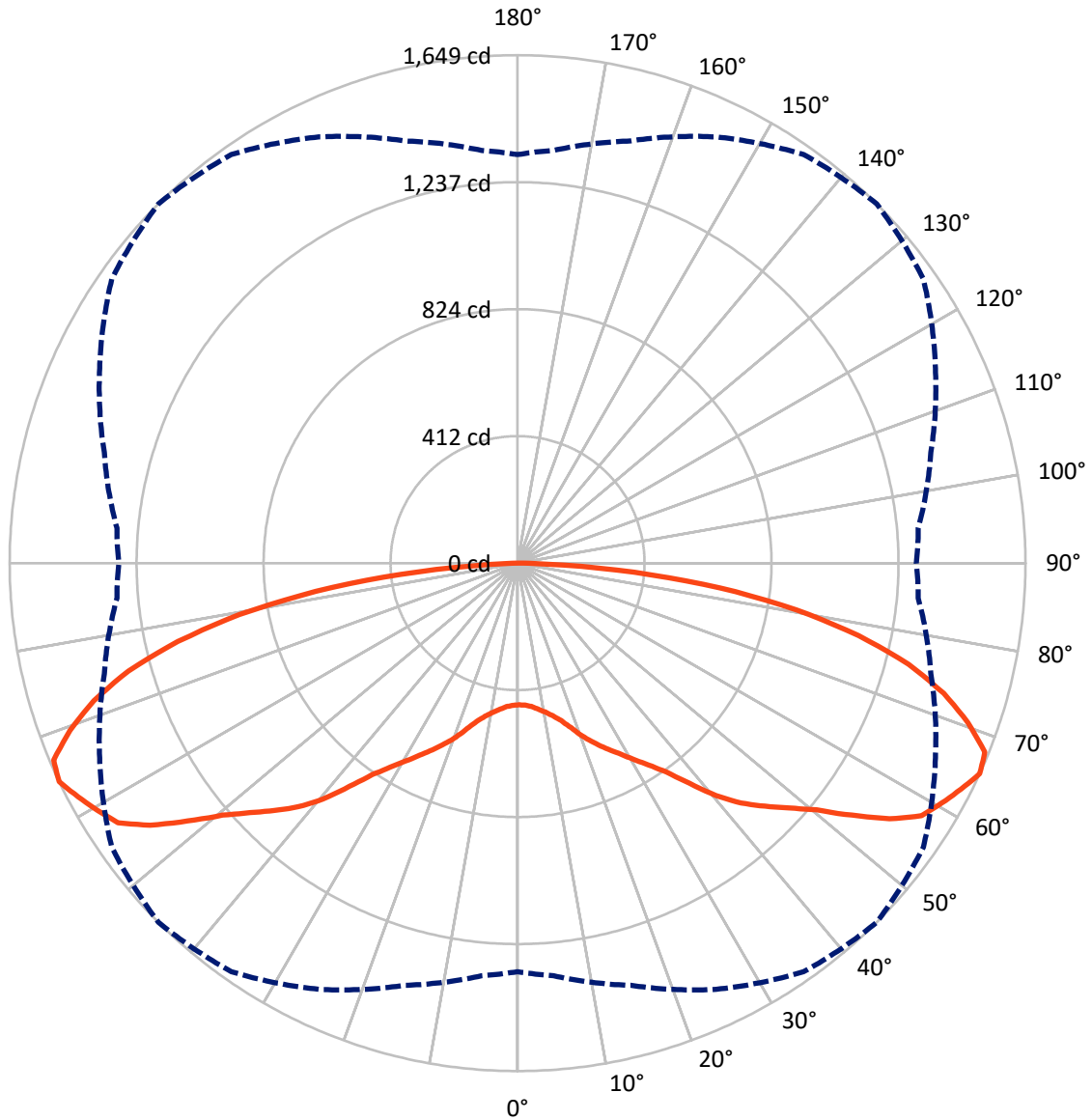
× Max cd
 - - - 1/2 Max cd



Based on 15 foot mounting height. Maximum calculated value = 2.2 fc
 Type V - Short - N/A

REPORT NUMBER: P880331
CATALOG NUMBER: EMM2-HSN-VA4-730-U-WQ

Luminous Intensity Polar Plot



— Vertical Plane Through 45-Deg Lateral - - - Horizontal Cone Through 65-Deg Vertical

REPORT NUMBER: P880331
 CATALOG NUMBER: EMM2-HSN-VA4-730-U-WQ

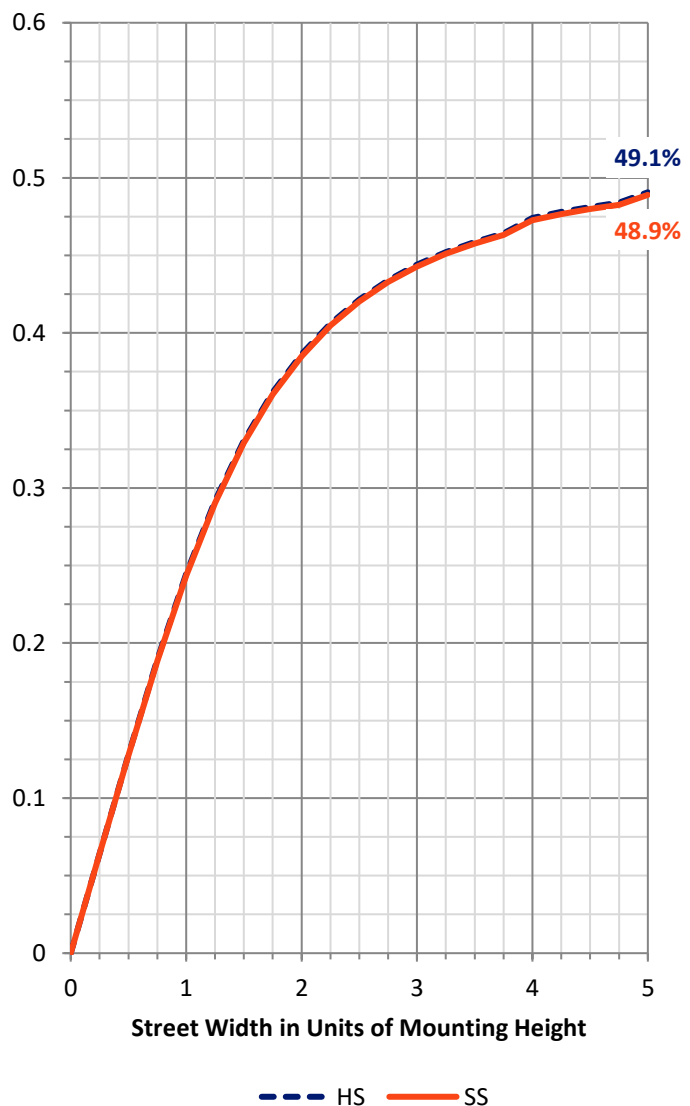
FLUX DISTRIBUTION:

		Downward	Upward	Total
House Side	Lumens	3038.4	0.0	3038.4
	% Fixture	50.0	0.0	50.0
Street Side	Lumens	3038.4	0.0	3038.4
	% Fixture	50.0	0.0	50.0
Total	Lumens	6076.7	0.0	6076.7
	% Fixture	100.0	0.0	100.0

Coefficient of Utilization

ZONAL LUMENS:

Zone	Lumens	% Fixture
0°-10°	45.4	0.7
10°-20°	152.9	2.5
20°-30°	307.2	5.1
30°-40°	520.0	8.6
40°-50°	831.3	13.7
50°-60°	1200.6	19.8
60°-70°	1445.8	23.8
70°-80°	1197.7	19.7
80°-90°	375.8	6.2
90°-100°	0.0	0.0
100°-110°	0.0	0.0
110°-120°	0.0	0.0
120°-130°	0.0	0.0
130°-140°	0.0	0.0
140°-150°	0.0	0.0
150°-160°	0.0	0.0
160°-170°	0.0	0.0
170°-180°	0.0	0.0
0°-90°	6076.7	100.0
0°-180°	6076.7	100.0



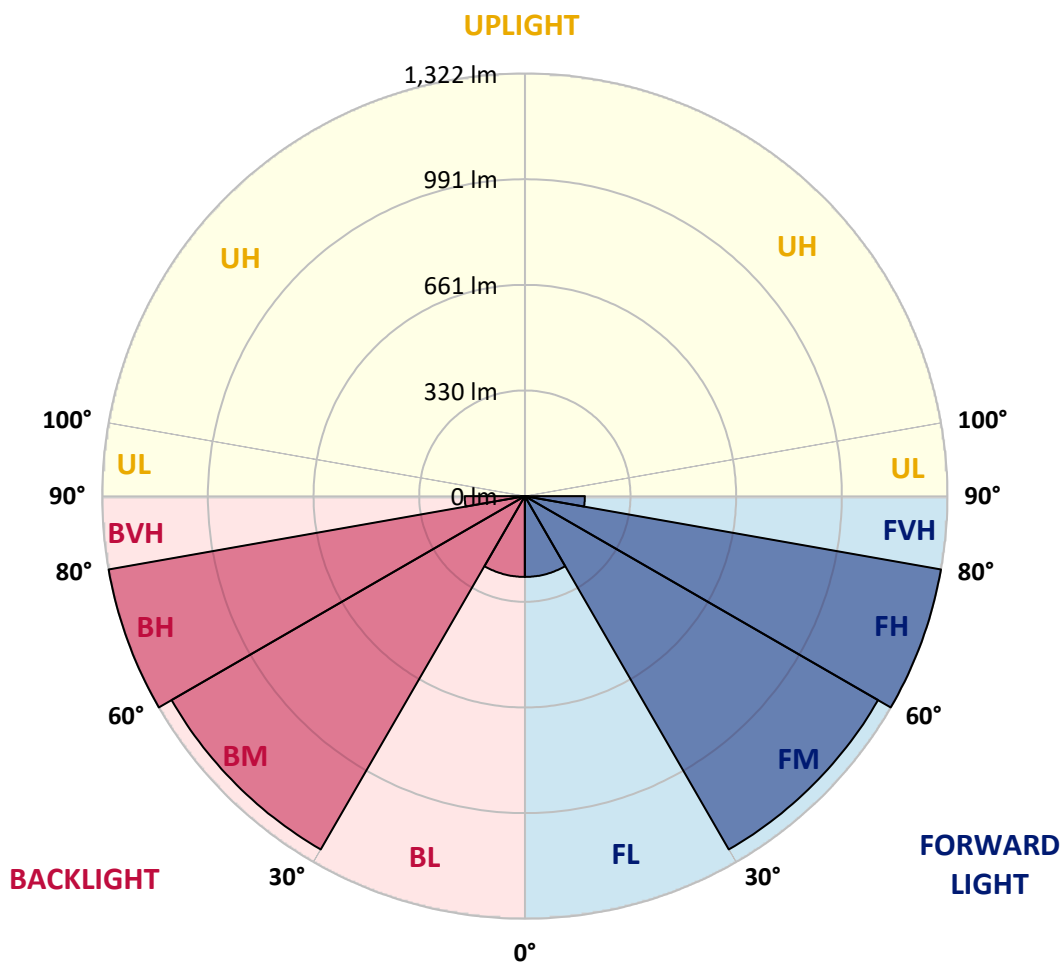
REPORT NUMBER: P880331
 CATALOG NUMBER: EMM2-HSN-VA4-730-U-WQ

LUMINAIRE CLASSIFICATION SYSTEM LUMEN TABLE AND BUG RATING:

Zone		Lumens	% Fixture	Zone Rating/Lumen Limit		
				B	U	G
FL	(0°-30°)	252.8	4.2			
FM	(30°-60°)	1275.9	21.0			
FH	(60°-80°)	1321.8	21.8			G1/1800
FVH	(80°-90°)	187.9	3.1			G2/225
BL	(0°-30°)	252.8	4.2	B1/500		
BM	(30°-60°)	1275.9	21.0	B2/2500		
BH	(60°-80°)	1321.8	21.8	B3/2500		G1/1800
BVH	(80°-90°)	187.9	3.1			G2/225
UL	(90°-100°)	0.0	0.0		U0/0	
UH	(100°-180°)	0.0	0.0		U0/0	

BUG Rating: B3-U0-G2

Type V Short





REPORT NUMBER: P880331

CATALOG NUMBER: EMM2-HSN-VA4-730-U-WQ

CANDELA DISTRIBUTION (FULL):

	0°	5°	15°	25°	35°	45°	55°	65°	75°	85°	90°
0°	459.9	459.9	459.9	459.9	459.9	459.9	459.9	459.9	459.9	459.9	459.9
2.5°	461.8	461.8	461.8	461.8	461.8	461.8	461.8	461.8	461.8	461.8	461.8
5°	469.2	469.2	469.2	467.3	467.3	467.3	469.2	469.2	469.2	469.2	469.2
7.5°	478.5	478.5	478.5	478.5	478.5	478.5	476.6	476.6	476.6	476.6	478.5
10°	491.4	493.3	493.3	491.4	491.4	491.4	489.6	489.6	491.4	491.4	489.6
12.5°	510.0	510.0	510.0	510.0	508.1	508.1	508.1	508.1	508.1	508.1	508.1
15°	530.4	530.4	530.4	530.4	530.4	530.4	530.4	530.4	528.5	526.7	526.7
17.5°	556.4	554.5	558.2	556.4	560.1	561.9	558.2	556.4	554.5	552.6	550.8
20°	587.9	589.7	593.4	595.3	597.2	599.0	593.4	591.6	587.9	586.0	584.2
22.5°	625.0	625.0	628.7	628.7	632.4	632.4	630.5	625.0	621.3	621.3	619.4
25°	656.5	658.4	662.1	662.1	665.8	665.8	663.9	660.2	654.6	650.9	649.1
27.5°	689.9	689.9	691.7	697.3	699.2	699.2	697.3	691.7	684.3	680.6	680.6
30°	721.4	723.3	725.1	732.5	736.2	738.1	730.7	725.1	715.8	712.1	712.1
32.5°	758.5	758.5	762.2	773.3	778.9	780.8	773.3	764.1	752.9	745.5	745.5
35°	799.3	797.4	808.6	819.7	832.7	832.7	827.1	812.3	795.6	786.3	784.5
37.5°	853.1	854.9	866.1	886.5	906.9	906.9	901.3	875.3	856.8	840.1	836.4
40°	916.1	918.0	938.4	962.5	984.7	992.2	981.0	955.1	923.6	899.4	897.6
42.5°	969.9	977.3	997.7	1031.1	1053.4	1064.5	1047.8	1018.1	982.9	955.1	949.5
45°	1021.8	1029.3	1055.2	1090.5	1118.3	1125.7	1110.9	1075.6	1034.8	1005.1	1001.4
47.5°	1070.1	1077.5	1103.4	1149.8	1179.5	1186.9	1173.9	1133.1	1083.0	1053.4	1049.7
50°	1114.6	1131.3	1162.8	1212.9	1255.5	1259.2	1240.7	1192.5	1140.5	1099.7	1094.2
52.5°	1175.8	1183.2	1227.7	1294.5	1342.7	1359.4	1329.7	1277.8	1201.7	1153.5	1144.2
55°	1249.9	1253.7	1301.9	1379.8	1442.8	1465.1	1428.0	1361.2	1274.1	1225.8	1218.4
57.5°	1292.6	1309.3	1364.9	1448.4	1517.0	1546.7	1511.4	1424.3	1339.0	1277.8	1261.1
60°	1311.1	1327.8	1389.0	1489.2	1563.4	1581.9	1555.9	1470.6	1359.4	1290.7	1279.6
62.5°	1329.7	1346.4	1407.6	1517.0	1589.3	1615.3	1574.5	1498.5	1377.9	1311.1	1296.3
65°	1326.0	1344.5	1418.7	1526.3	1619.0	1648.7	1607.9	1496.6	1389.0	1305.6	1294.5
67.5°	1288.9	1305.6	1383.5	1502.2	1604.2	1635.7	1591.2	1476.2	1355.7	1270.3	1257.4
70°	1214.7	1235.1	1311.1	1441.0	1535.5	1550.4	1517.0	1413.1	1287.0	1196.2	1179.5
72.5°	1114.6	1135.0	1212.9	1346.4	1420.6	1446.5	1409.4	1320.4	1192.5	1099.7	1084.9
75°	995.9	1008.9	1081.2	1207.3	1287.0	1311.1	1283.3	1186.9	1057.1	982.9	966.2
77.5°	856.8	875.3	940.2	1045.9	1109.0	1131.3	1105.3	1036.7	916.1	853.1	840.1
80°	673.2	695.4	754.8	834.5	901.3	918.0	895.7	821.6	745.5	676.9	662.1
82.5°	485.9	491.4	545.2	602.7	652.8	662.1	645.4	604.6	524.8	478.5	458.1
85°	254.1	261.5	300.4	343.1	374.6	380.2	372.8	328.2	302.3	259.6	242.9
87.5°	57.5	59.3	70.5	77.9	94.6	92.7	98.3	77.9	74.2	61.2	53.8
90°	0.0	0.0	0.0	0.0	0.0	0.0	0.0	0.0	0.0	0.0	0.0

LM-79-2019: Approved Method: Electrical and Photometric Measurements of Solid-
State Lighting Products

Report Prepared for

Cooper Lighting Solutions

Streetworks

Report Number: SP1-2407-176-3

Test Date: 09/24/2024

Luminaire Tested: MEM2-HTN-VA-30-730-U-WQ

Data in this report applies to families of products including MEM2-HTN-VA-30-730-U-WQ

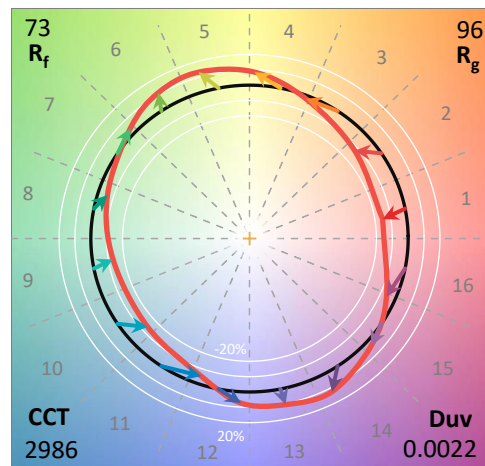
Test Information

Test Method: LM-79-2019
 Report Number: SP1-2407-176-3
 Test Lab: COOPER LIGHTING SOLUTIONS
 Photometer: SP1 - 76IN SPHERE
 Measurement Geometry: 4π
 Issue Date: 09/27/2024
 Manufacturer: COOPER LIGHTING SOLUTIONS
 Product Line: Streetworks
 Catalog Number: **MEM2-HTN-VA-30-730-U-WQ**
 Description: EPIC MODERN VISUAL COMFORT 30W WAVESTREAM WIDE

Spectral Parameters

CCT (K): 2986
 CIE u': 0.2503
 CIE v': 0.5248
 Duv: 0.0022
 CIE x: 0.4413
 CIE y: 0.4112
 CIE z: 0.1476
 Peak Wavelength (nm): 596
 Dominant Wavelength (nm): 582
 Purity: 55.87534
 Rf: 73.2
 Rg: 95.9

CRI (Ra):	71.3		
R1:	68.5	R9:	-25.2
R2:	79.2	R10:	51.0
R3:	88.4	R11:	63.6
R4:	69.4	R12:	39.8
R5:	66.3	R13:	69.9
R6:	70.0	R14:	92.9
R7:	80.1	R15:	61.4
R8:	48.3		



Test Conditions

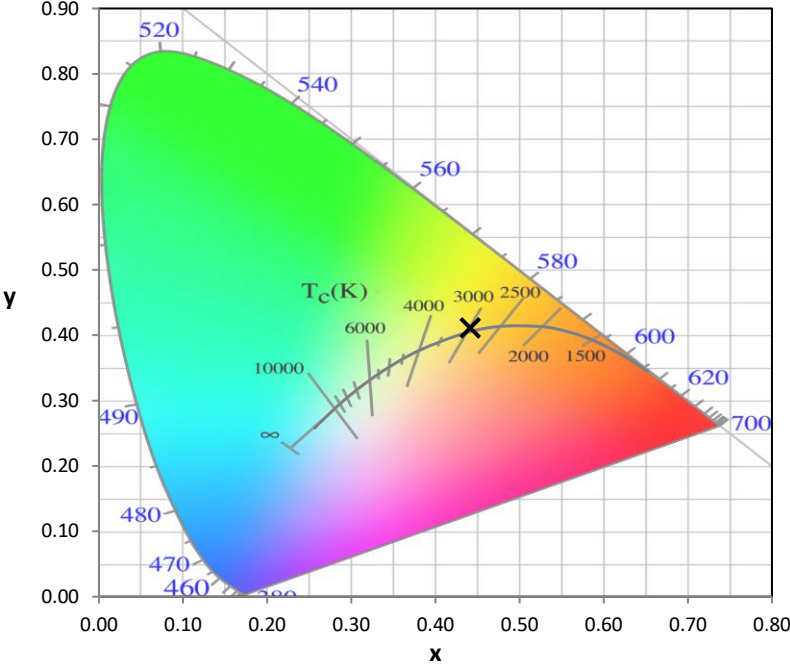
Stabilization Time: 27M
 Operation Time: 1H 27M
 Sphere Temperature (°C): 25.2

REPORT NUMBER: SP1-2407-176-3

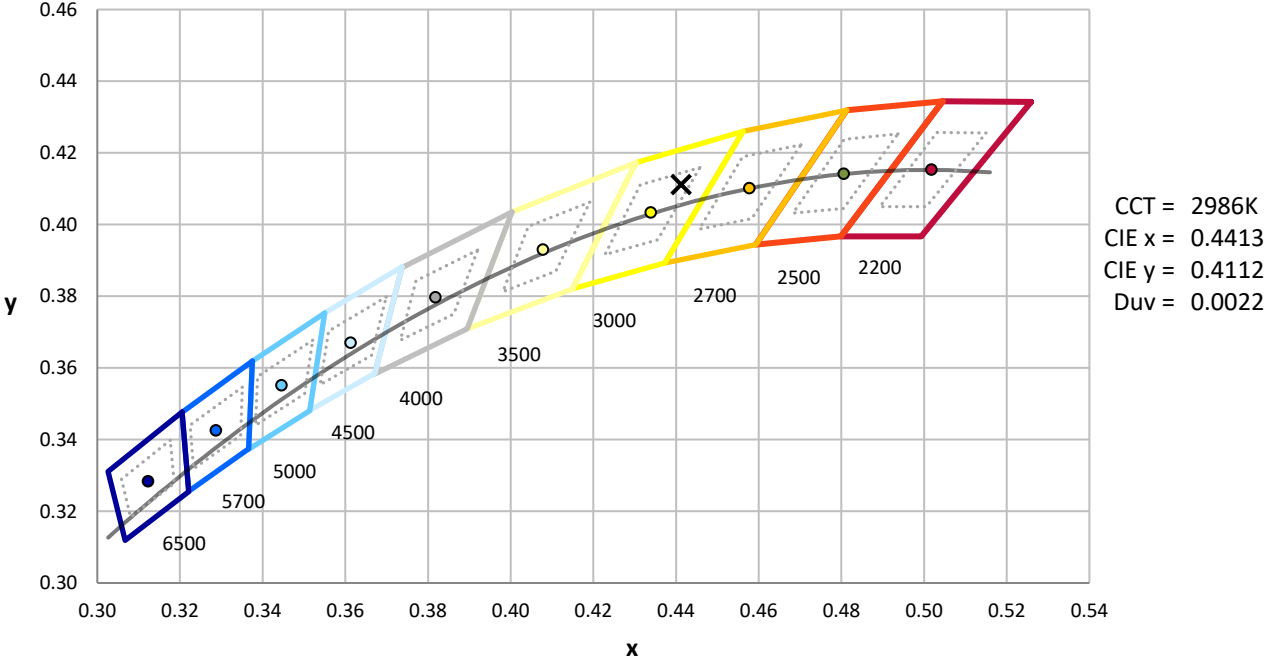
Measurement and Test Equipment			
Instrument	Identification Number	Calibration Date	Calibration Due Date
Photometer	IN0058	6/18/2024	12/18/2024
Power Meter	INXT2011004	2/8/2024	2/8/2025
AC Power Source	IN0063	10/24/2023	10/24/2024
DC Power Source	IN0208	10/24/2023	10/24/2024
Sphere Thermometer	IN0085	10/24/2023	10/24/2024
Room Thermometer	IN0046	10/24/2023	10/24/2024

REPORT NUMBER: SP1-2407-176-3

CIE 1931 Chromaticity Diagram



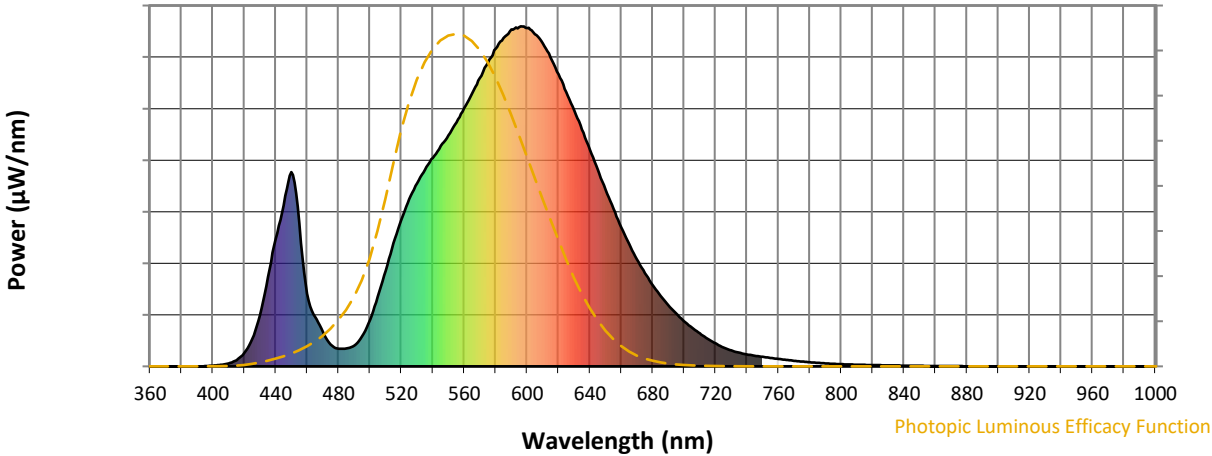
CIE 1931 Chromaticity Diagram with 2017 ANSI 7-Step and 4-Step Quadrangles



Point lies inside the ANSI 3000K 4-step quadrangle

REPORT NUMBER: SP1-2407-176-3

Photopic Flux vs. Wavelength

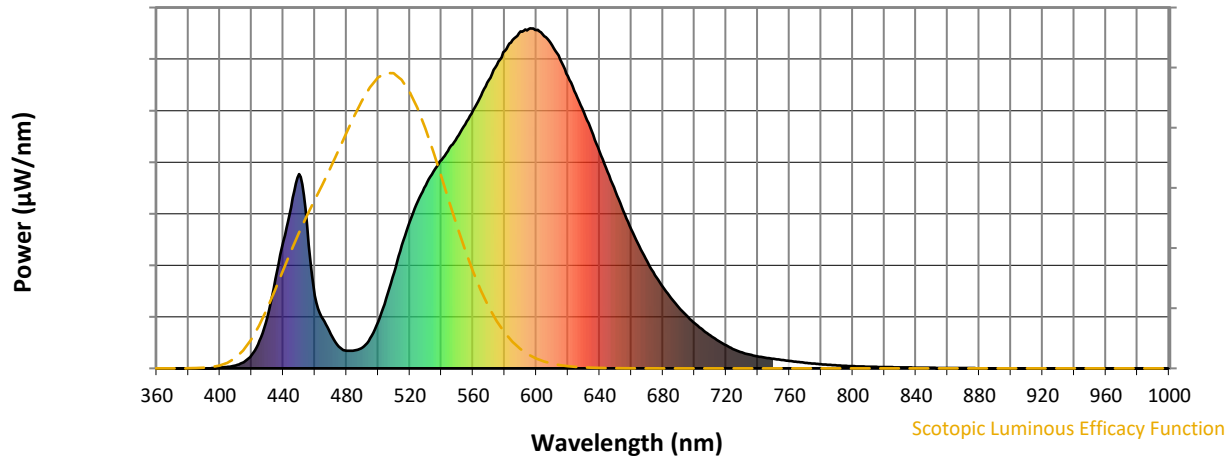


Photopic Lumens: NR

λ (nm)	Power W [^] /nm	Lumens (φ/nm)	λ (nm)	Power W [^] /nm	Lumens (φ/nm)	λ (nm)	Power W [^] /nm	Lumens (φ/nm)	λ (nm)	Power W [^] /nm	Lumens (φ/nm)	λ (nm)	Power W [^] /nm	Lumens (φ/nm)
360	0	NR	490	61	NR	620	859	NR	750	28	NR	880	0	NR
365	0	NR	495	88	NR	625	807	NR	755	25	NR	885	0	NR
370	0	NR	500	137	NR	630	753	NR	760	22	NR	890	0	NR
375	0	NR	505	205	NR	635	697	NR	765	19	NR	895	0	NR
380	0	NR	510	281	NR	640	637	NR	770	16	NR	900	0	NR
385	0	NR	515	363	NR	645	578	NR	775	14	NR	905	0	NR
390	0	NR	520	432	NR	650	520	NR	780	12	NR	910	0	NR
395	1	NR	525	492	NR	655	463	NR	785	10	NR	915	0	NR
400	2	NR	530	539	NR	660	409	NR	790	9	NR	920	0	NR
405	4	NR	535	579	NR	665	359	NR	795	8	NR	925	0	NR
410	9	NR	540	613	NR	670	315	NR	800	6	NR	930	0	NR
415	18	NR	545	648	NR	675	274	NR	805	6	NR	935	0	NR
420	39	NR	550	680	NR	680	239	NR	810	5	NR	940	0	NR
425	81	NR	555	717	NR	685	207	NR	815	4	NR	945	0	NR
430	151	NR	560	759	NR	690	180	NR	820	4	NR	950	0	NR
435	263	NR	565	803	NR	695	155	NR	825	3	NR	955	0	NR
440	375	NR	570	848	NR	700	133	NR	830	3	NR	960	0	NR
445	474	NR	575	892	NR	705	114	NR	835	3	NR	965	0	NR
450	571	NR	580	933	NR	710	97	NR	840	2	NR	970	0	NR
455	421	NR	585	966	NR	715	81	NR	845	2	NR	975	0	NR
460	214	NR	590	991	NR	720	67	NR	850	2	NR	980	0	NR
465	146	NR	595	998	NR	725	55	NR	855	1	NR	985	0	NR
470	101	NR	600	995	NR	730	47	NR	860	1	NR	990	0	NR
475	64	NR	605	977	NR	735	40	NR	865	1	NR	995	0	NR
480	52	NR	610	949	NR	740	35	NR	870	1	NR	1000	0	NR
485	53	NR	615	908	NR	745	31	NR	875	1	NR			

REPORT NUMBER: SP1-2407-176-3

Scotopic Flux vs. Wavelength



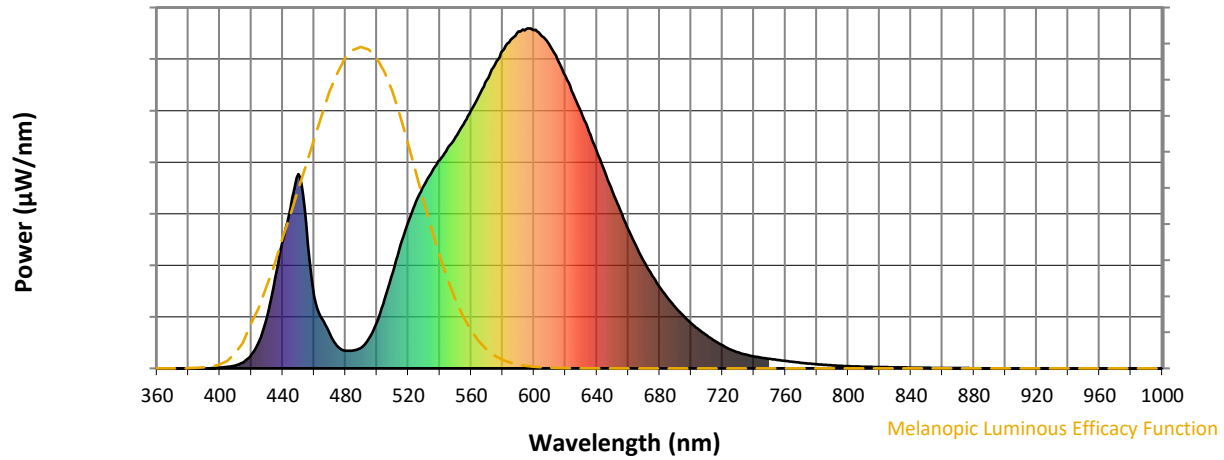
Scotopic Lumens: NR

S/P: 1.15

λ (nm)	Power W [^] /nm	Lumens (ϕ /nm)	λ (nm)	Power W [^] /nm	Lumens (ϕ /nm)	λ (nm)	Power W [^] /nm	Lumens (ϕ /nm)	λ (nm)	Power W [^] /nm	Lumens (ϕ /nm)	λ (nm)	Power W [^] /nm	Lumens (ϕ /nm)
360	0	NR	490	61	NR	620	859	NR	750	28	NR	880	0	NR
365	0	NR	495	88	NR	625	807	NR	755	25	NR	885	0	NR
370	0	NR	500	137	NR	630	753	NR	760	22	NR	890	0	NR
375	0	NR	505	205	NR	635	697	NR	765	19	NR	895	0	NR
380	0	NR	510	281	NR	640	637	NR	770	16	NR	900	0	NR
385	0	NR	515	363	NR	645	578	NR	775	14	NR	905	0	NR
390	0	NR	520	432	NR	650	520	NR	780	12	NR	910	0	NR
395	1	NR	525	492	NR	655	463	NR	785	10	NR	915	0	NR
400	2	NR	530	539	NR	660	409	NR	790	9	NR	920	0	NR
405	4	NR	535	579	NR	665	359	NR	795	8	NR	925	0	NR
410	9	NR	540	613	NR	670	315	NR	800	6	NR	930	0	NR
415	18	NR	545	648	NR	675	274	NR	805	6	NR	935	0	NR
420	39	NR	550	680	NR	680	239	NR	810	5	NR	940	0	NR
425	81	NR	555	717	NR	685	207	NR	815	4	NR	945	0	NR
430	151	NR	560	759	NR	690	180	NR	820	4	NR	950	0	NR
435	263	NR	565	803	NR	695	155	NR	825	3	NR	955	0	NR
440	375	NR	570	848	NR	700	133	NR	830	3	NR	960	0	NR
445	474	NR	575	892	NR	705	114	NR	835	3	NR	965	0	NR
450	571	NR	580	933	NR	710	97	NR	840	2	NR	970	0	NR
455	421	NR	585	966	NR	715	81	NR	845	2	NR	975	0	NR
460	214	NR	590	991	NR	720	67	NR	850	2	NR	980	0	NR
465	146	NR	595	998	NR	725	55	NR	855	1	NR	985	0	NR
470	101	NR	600	995	NR	730	47	NR	860	1	NR	990	0	NR
475	64	NR	605	977	NR	735	40	NR	865	1	NR	995	0	NR
480	52	NR	610	949	NR	740	35	NR	870	1	NR	1000	0	NR
485	53	NR	615	908	NR	745	31	NR	875	1	NR			

REPORT NUMBER: SP1-2407-176-3

Melanopic Flux vs. Wavelength



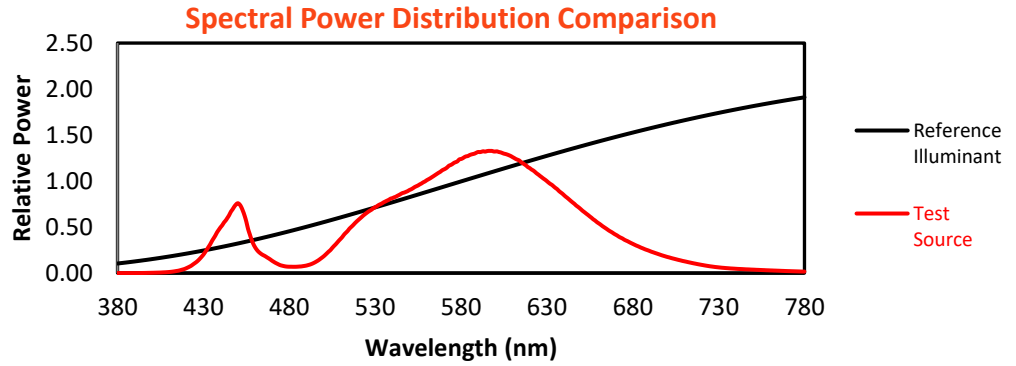
Melanopic Lumens: NR

M/P: 2.01

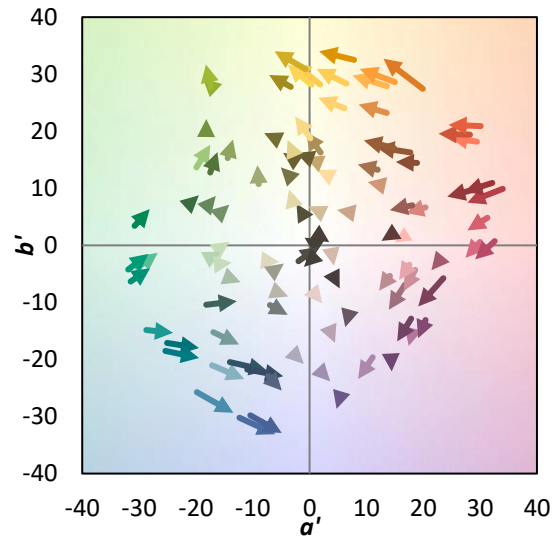
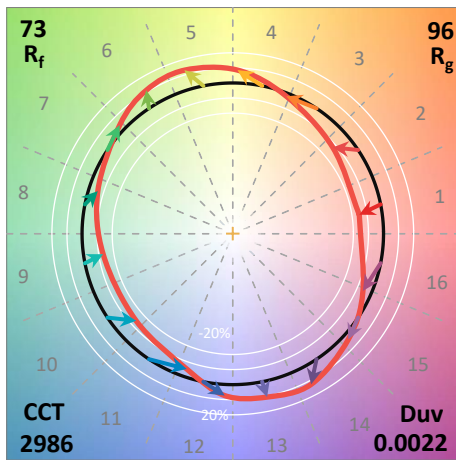
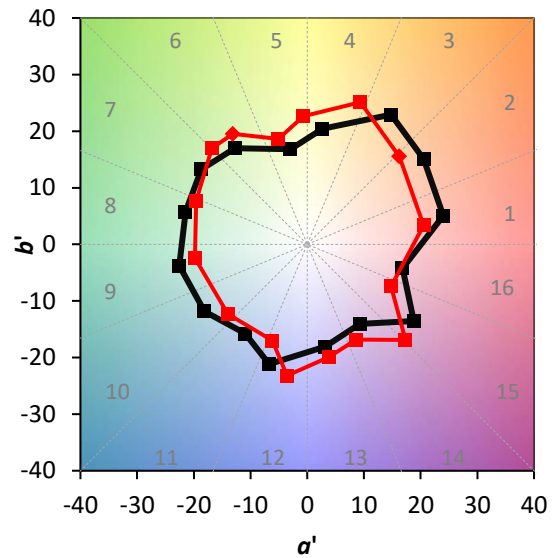
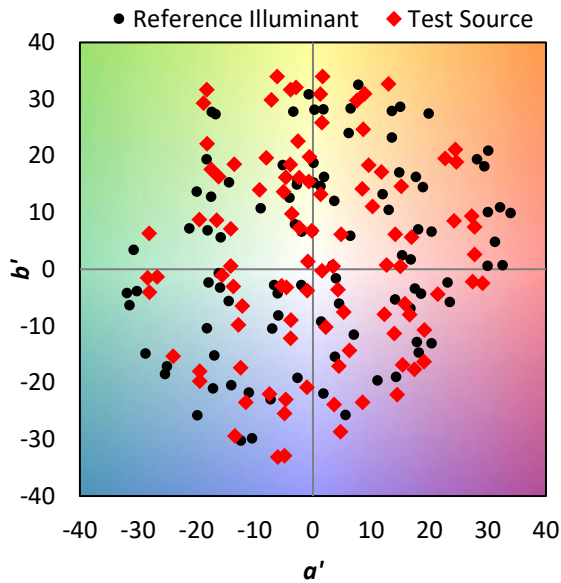
λ (nm)	Power W [^] /nm	Lumens (φ/nm)	λ (nm)	Power W [^] /nm	Lumens (φ/nm)	λ (nm)	Power W [^] /nm	Lumens (φ/nm)	λ (nm)	Power W [^] /nm	Lumens (φ/nm)	λ (nm)	Power W [^] /nm	Lumens (φ/nm)
360	0	NR	490	61	NR	620	859	NR	750	28	NR	880	0	NR
365	0	NR	495	88	NR	625	807	NR	755	25	NR	885	0	NR
370	0	NR	500	137	NR	630	753	NR	760	22	NR	890	0	NR
375	0	NR	505	205	NR	635	697	NR	765	19	NR	895	0	NR
380	0	NR	510	281	NR	640	637	NR	770	16	NR	900	0	NR
385	0	NR	515	363	NR	645	578	NR	775	14	NR	905	0	NR
390	0	NR	520	432	NR	650	520	NR	780	12	NR	910	0	NR
395	1	NR	525	492	NR	655	463	NR	785	10	NR	915	0	NR
400	2	NR	530	539	NR	660	409	NR	790	9	NR	920	0	NR
405	4	NR	535	579	NR	665	359	NR	795	8	NR	925	0	NR
410	9	NR	540	613	NR	670	315	NR	800	6	NR	930	0	NR
415	18	NR	545	648	NR	675	274	NR	805	6	NR	935	0	NR
420	39	NR	550	680	NR	680	239	NR	810	5	NR	940	0	NR
425	81	NR	555	717	NR	685	207	NR	815	4	NR	945	0	NR
430	151	NR	560	759	NR	690	180	NR	820	4	NR	950	0	NR
435	263	NR	565	803	NR	695	155	NR	825	3	NR	955	0	NR
440	375	NR	570	848	NR	700	133	NR	830	3	NR	960	0	NR
445	474	NR	575	892	NR	705	114	NR	835	3	NR	965	0	NR
450	571	NR	580	933	NR	710	97	NR	840	2	NR	970	0	NR
455	421	NR	585	966	NR	715	81	NR	845	2	NR	975	0	NR
460	214	NR	590	991	NR	720	67	NR	850	2	NR	980	0	NR
465	146	NR	595	998	NR	725	55	NR	855	1	NR	985	0	NR
470	101	NR	600	995	NR	730	47	NR	860	1	NR	990	0	NR
475	64	NR	605	977	NR	735	40	NR	865	1	NR	995	0	NR
480	52	NR	610	949	NR	740	35	NR	870	1	NR	1000	0	NR
485	53	NR	615	908	NR	745	31	NR	875	1	NR			

Summary

$R_f = 73.2$
 $R_g = 95.9$
 $CIE R_a = 71.3$
 $R_9 = -25.2$

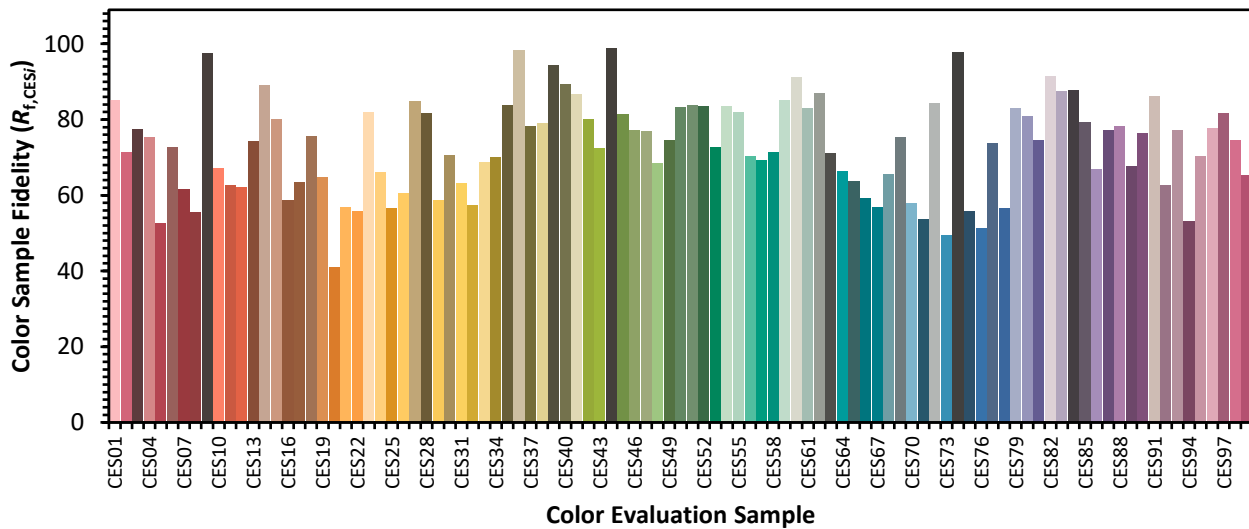


Color Vector Graphics

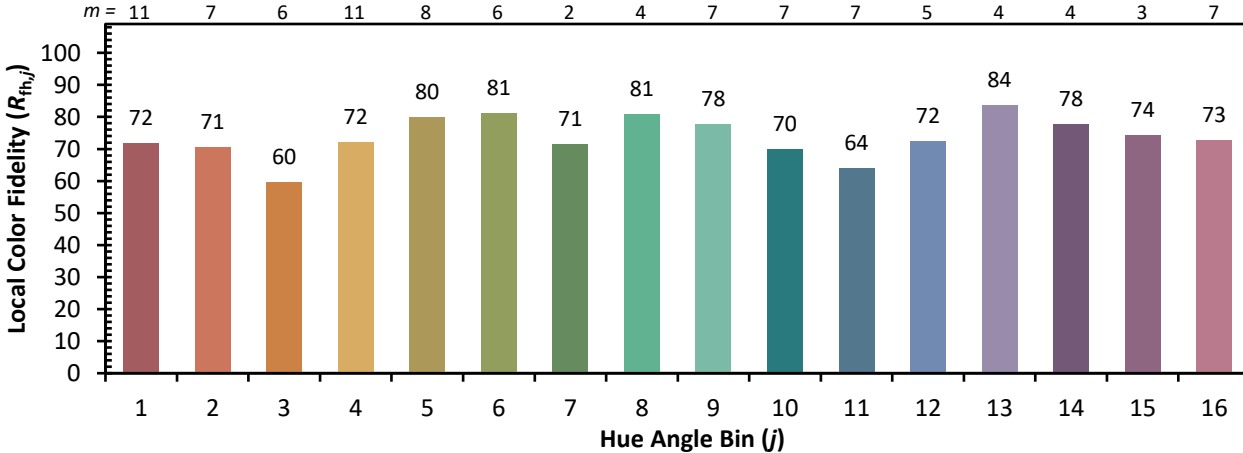
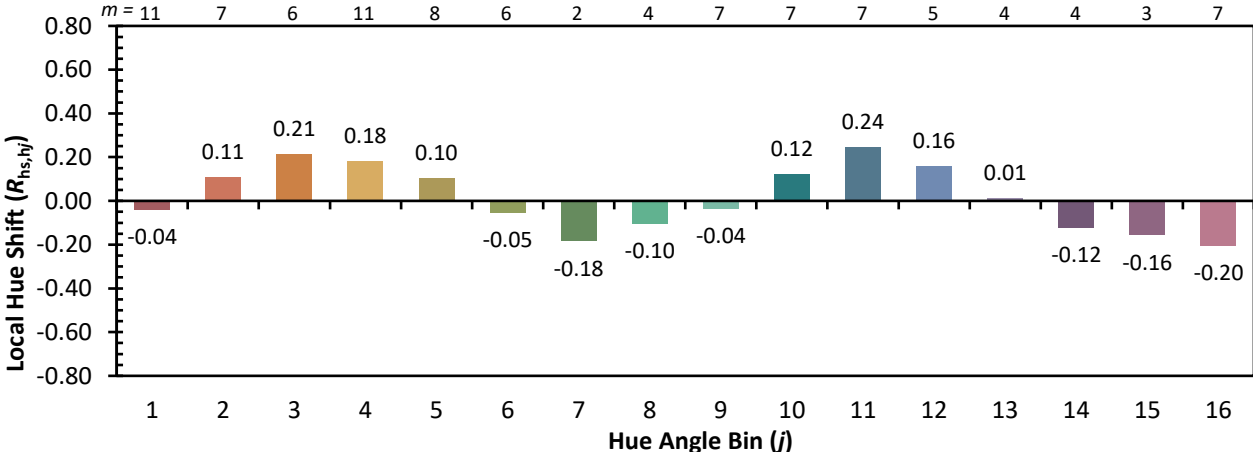
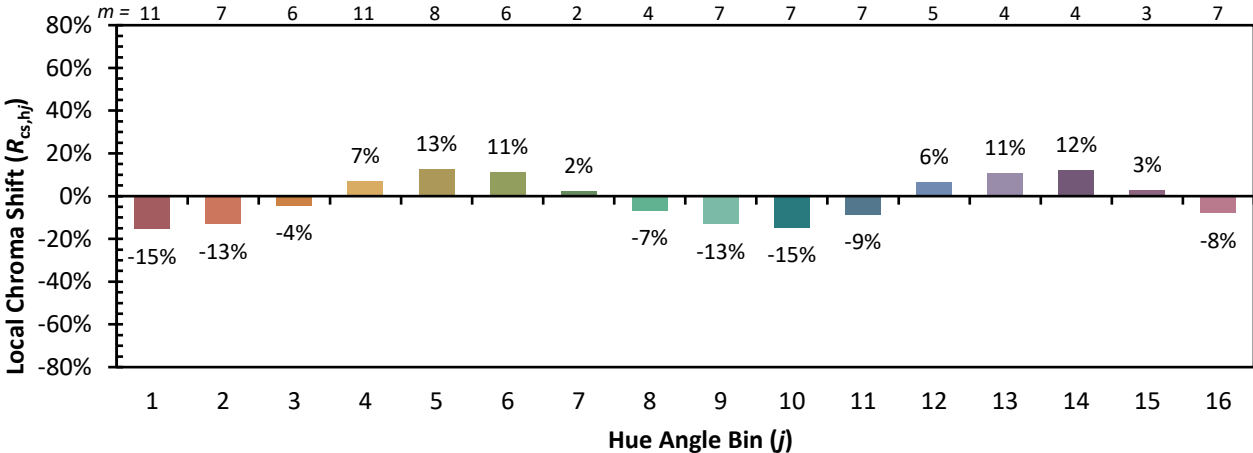


Individual Sample Fidelity Index ($R_{f,i}$)

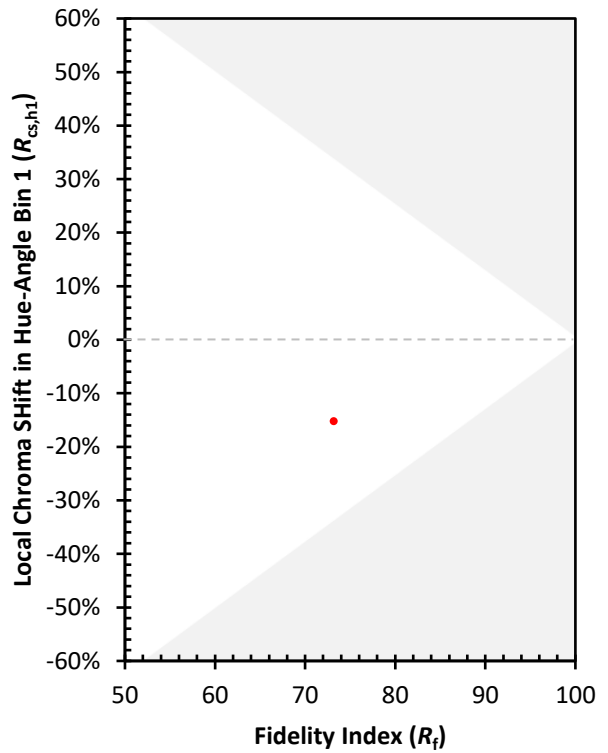
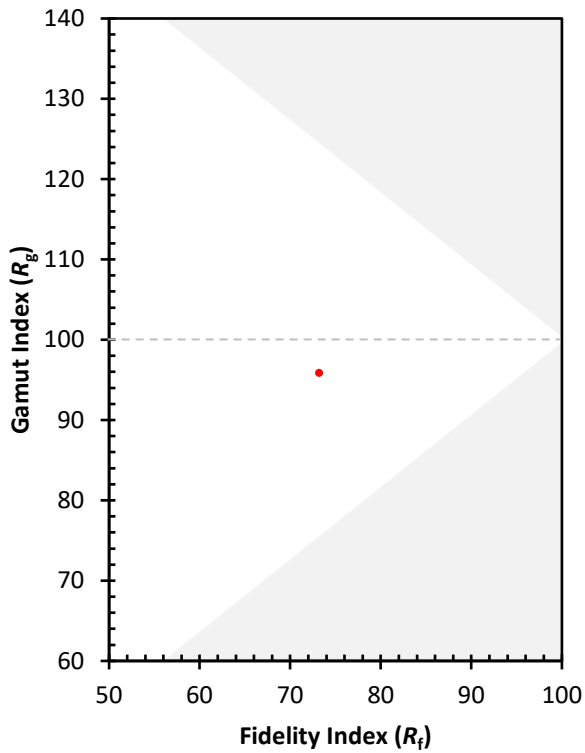
CES01 = 86	CES26 = 61	CES51 = 84	CES76 = 51
CES02 = 62	CES27 = 85	CES52 = 84	CES77 = 74
CES03 = 31	CES28 = 82	CES53 = 73	CES78 = 56
CES04 = 71	CES29 = 59	CES54 = 84	CES79 = 83
CES05 = 49	CES30 = 71	CES55 = 82	CES80 = 81
CES06 = 51	CES31 = 63	CES56 = 70	CES81 = 75
CES07 = 41	CES32 = 57	CES57 = 69	CES82 = 92
CES08 = 40	CES33 = 69	CES58 = 71	CES83 = 88
CES09 = 29	CES34 = 70	CES59 = 85	CES84 = 88
CES10 = 76	CES35 = 84	CES60 = 91	CES85 = 79
CES11 = 59	CES36 = 98	CES61 = 83	CES86 = 67
CES12 = 65	CES37 = 78	CES62 = 87	CES87 = 77
CES13 = 43	CES38 = 79	CES63 = 71	CES88 = 78
CES14 = 74	CES39 = 94	CES64 = 66	CES89 = 68
CES15 = 71	CES40 = 89	CES65 = 64	CES90 = 76
CES16 = 47	CES41 = 87	CES66 = 59	CES91 = 86
CES17 = 50	CES42 = 80	CES67 = 57	CES92 = 63
CES18 = 56	CES43 = 73	CES68 = 66	CES93 = 77
CES19 = 73	CES44 = 99	CES69 = 75	CES94 = 53
CES20 = 66	CES45 = 81	CES70 = 58	CES95 = 70
CES21 = 87	CES46 = 77	CES71 = 54	CES96 = 78
CES22 = 79	CES47 = 77	CES72 = 84	CES97 = 82
CES23 = 92	CES48 = 68	CES73 = 49	CES98 = 75
CES24 = 91	CES49 = 74	CES74 = 98	CES99 = 65
CES25 = 73	CES50 = 83	CES75 = 56	



Color Rendition by Hue-Angle Bin



Measure Comparisons



(END OF REPORT)